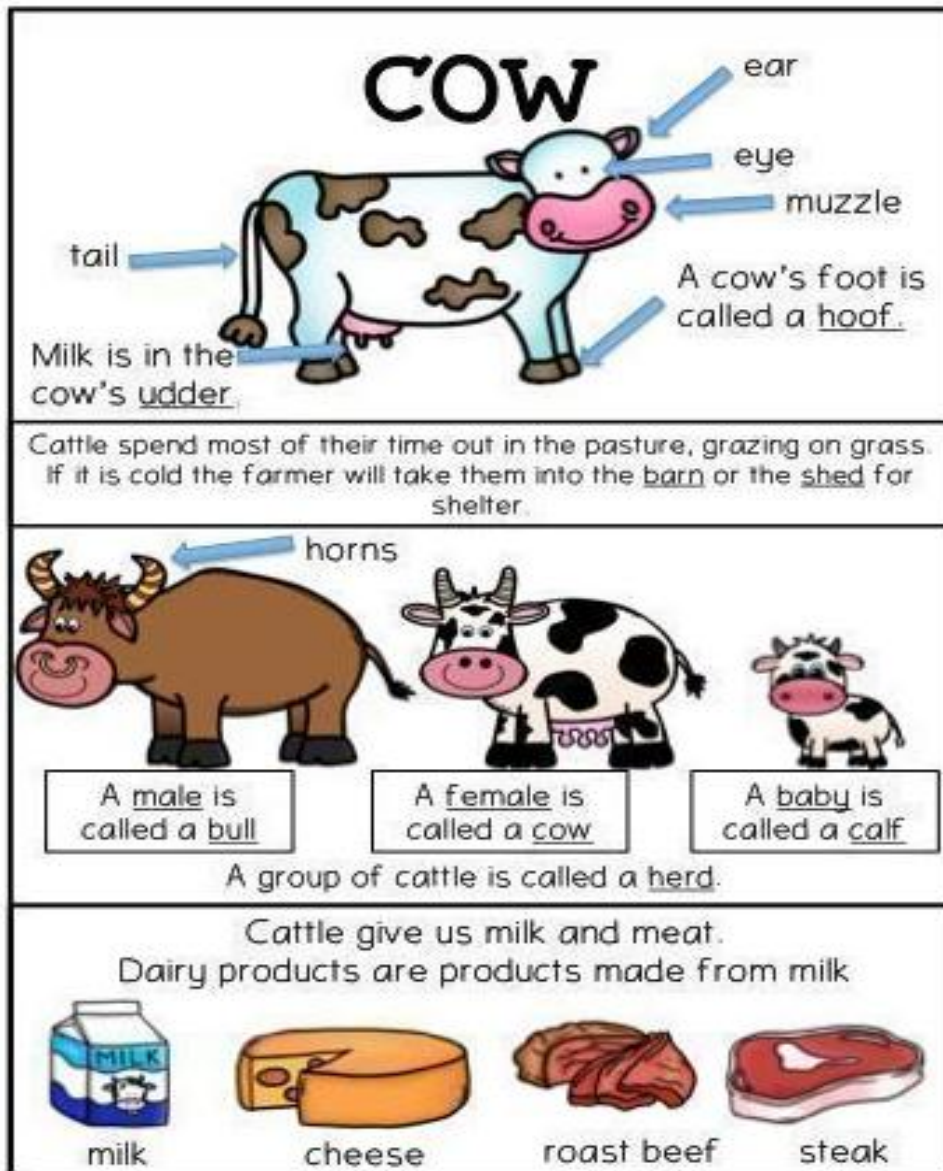


Farm Unit

Cows:



Dot School **MILK THE COW**



Milk the Cow:

Set up your own little cow milking activity to try out. Mix a tiny bit of white paint with water, pour it into a clear latex glove and close it off with a rubber band. Draw on a few spots to make it look cow-like, then with it positioned over a cup poke a tiny hole in the “udders” with a small needle.

Make Butter in a Mason Jar



Making homemade butter is a delicious way to get kids in the kitchen.

Ingredients

- cow's milk cream
- salt

Instructions

1. First, get yourself some cow's milk cream. Fresh, raw cream is best, but you can certainly try this with heavy cream from the store.
2. Place the cream in a mason jar, ideally no more than 1/3 of the way full. In this photo, we had already started to whip the cream, so it appears to be more full, but you really want to make sure you have plenty of air space for the "butter concussion" or the splashing action that turns cream into butter.
3. Put the lid on tight and then SHAKE!
4. You will notice the cream start to become heavier, and thicken, and ultimately the buttermilk will separate from the butter. This can take anywhere from a few minutes to a half hour or so and will go faster if your cream had warmed slightly from refrigerator temperature.
5. You will start to see granules of butter, separated from the buttermilk.
6. Strain the butter into a colander or small strainer, and save the buttermilk for pancake or biscuit making!
7. Now, at this point, most recipes call for "washing" your butter under cool running water. But since we don't have running water, we simply placed the butter into a bowl of clean water, and used two wooden spatulas to press the butter into a solid mass. You can also do this by hand with a kneading motion.
8. Once you have worked the water out of the butter, you can salt it to your liking. Now grab a slice of fresh bread and enjoy this amazing treat!


Cow Crafts



Cc



Cow



Cow Songs:

THIS LITTLE COW EATS GRASS

This little cow eats grass
wiggle baby finger



This little cow eats hay
wiggle ring finger

This little cow drinks water
wiggle middle finger



And this little cow runs away
wiggle pointer finger


But this little cow does nothing at all
hold up thumb



She just lies around all day
lay thumb on palm of other hand and rock the "cow"

We'll chase her, we'll chase her, we'll chase her away!

We'll chase her, we'll chase her, we'll chase her away!
tickle all over





The Cows in the Barn

Tune : The Wheels on the Bus

The cows in the barn go moo, moo, moo

Moo, moo, moo

Moo, moo, moo

The cows in the barn go moo, moo, moo



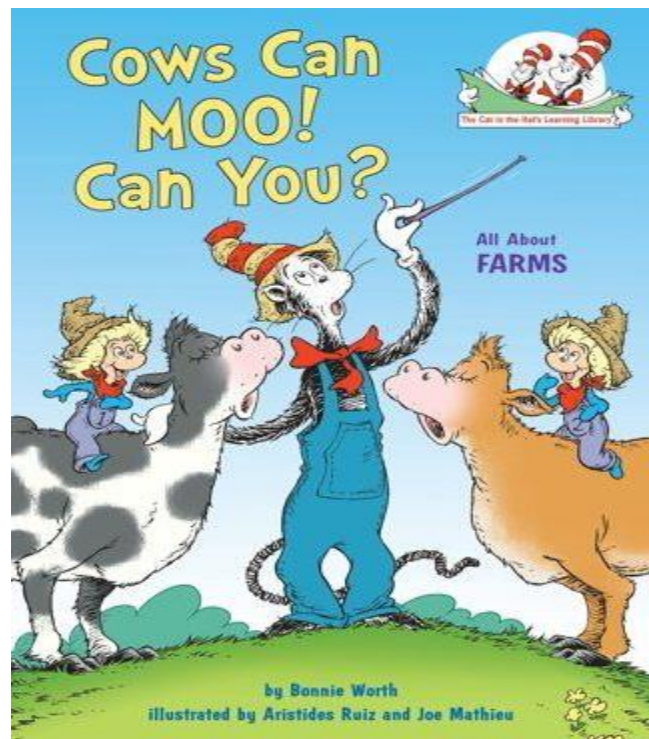
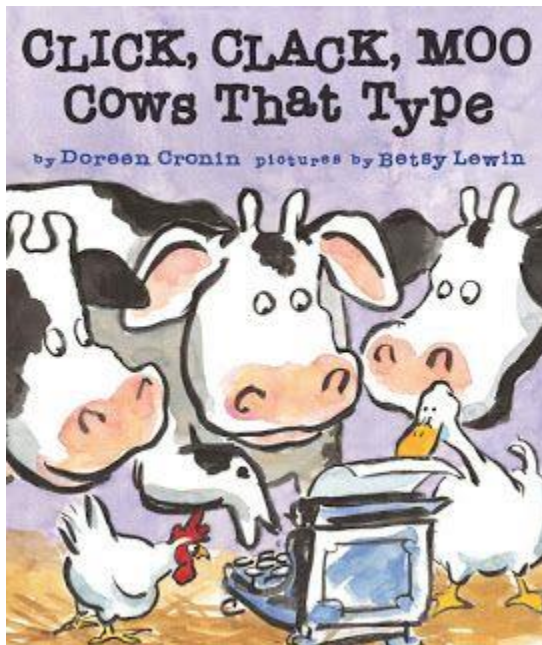
All day long!

+ Ducks in the pond go quack, quack, quack


+ Sheep in the field go baa, baa, baa

+ Piggies in their pen go oink, oink, oink

Books about cows



Pigs:



Pigs in the Mud



Chocolate pudding can be placed in a container, you can add anything you want for the scenery. Encourage the children to place the pigs in the mud. You can talk about the pigs walking away from the mud and they could leave mud prints on paper. Or maybe the pigs will need to get cleaned up, use some water for bathing the pigs or even a spray bottle to act as the water hose to spray them down.



MUDDY PIGS

toddler sensory art



TEACHING2AND3YEAROLDS.COM



List of things needed:

Print out of pig


Washable brown paint

Gallon baggie

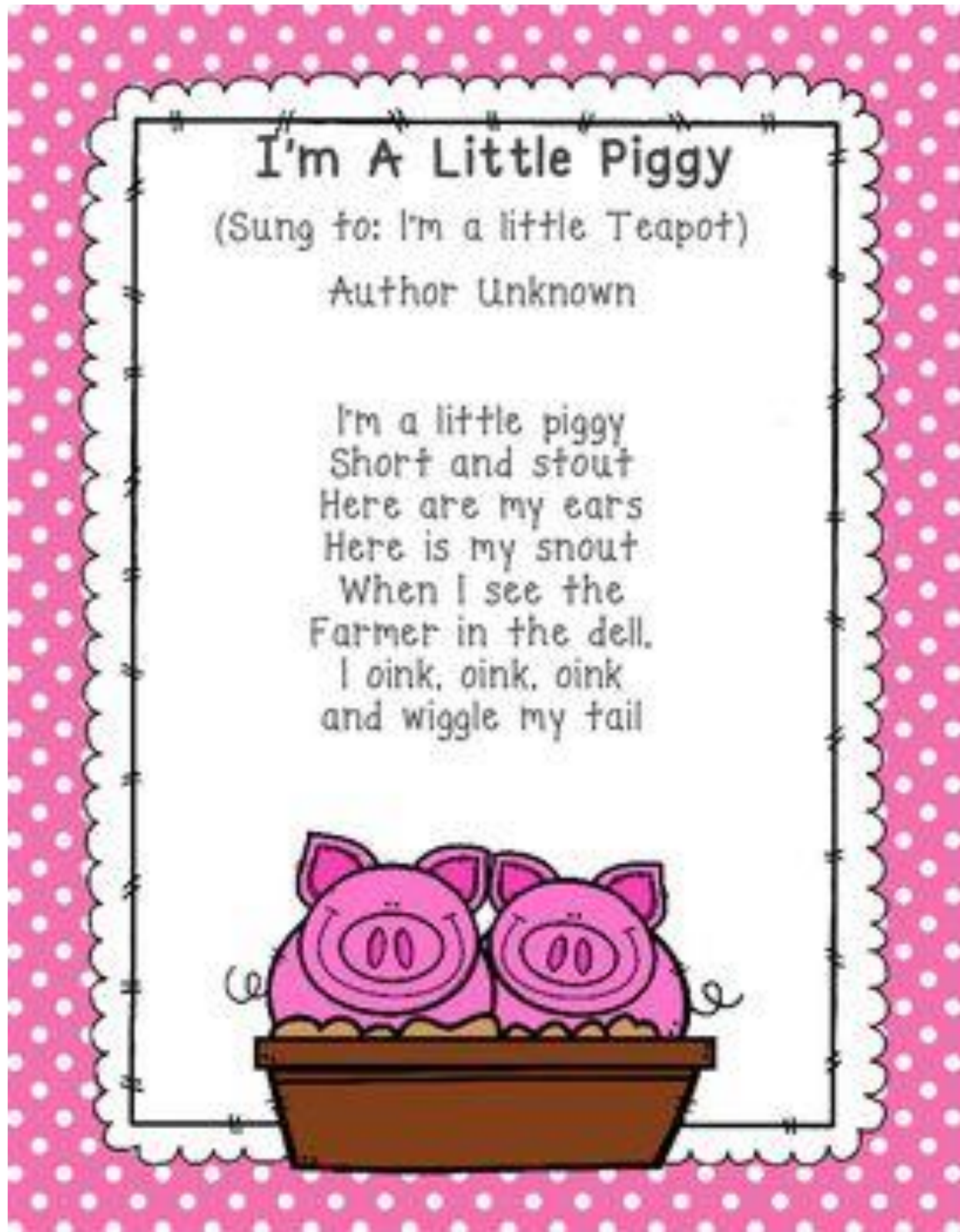
Shaving cream

Place the pig cutout in baggie, next add shaving cream and paint and seal. Now encourage the child to gently pat the bag to mix the shaving cream and paint. Take the pig out and let dry.

Pig Printout



Songs about pigs





Five Little Pigs



Five little pigs rolled in the mud
Squish, squash, squish, it sure felt good.
The farmer took a pig out, and cleaned him up nicely.

Four little pigs rolled in the mud
Squish, squash, squish, it sure felt good.
The farmer took a pig out, and cleaned him up nicely.


Three little pigs rolled in the mud
Squish, squash, squish, it sure felt good.
The farmer took a pig out, and cleaned him up nicely.

Two little pigs rolled in the mud
Squish, squash, squish, it sure felt good.
The farmer took a pig out, and cleaned him up nicely.

One little pigs rolled in the mud
Squish, squash, squish, it sure felt good.
The farmer took a pig out, and cleaned him up nicely.



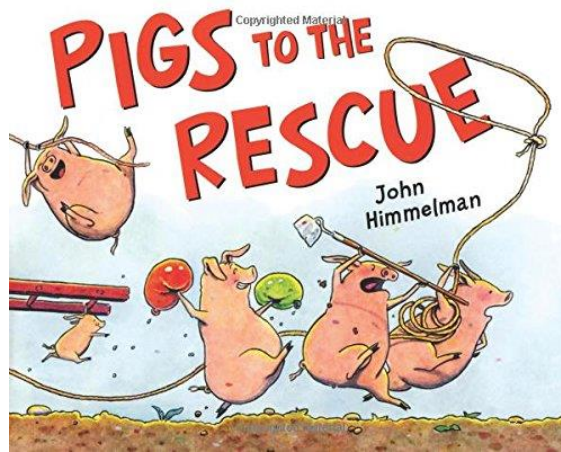

No little pigs rolled in the mud,
They all looked nice and clean.
The farmer turned his back and what do you know!
All those little pigs jumped back in the mud.





Try 2 step instruction with this color sheet. Give your child a pink and brown crayon. Ask them to color the pig pink. Then ask them to color the mud brown. Remember to praise them for a great job or even if it was a good try. Now give them a choice of any 2 colors from the box to color the barn.

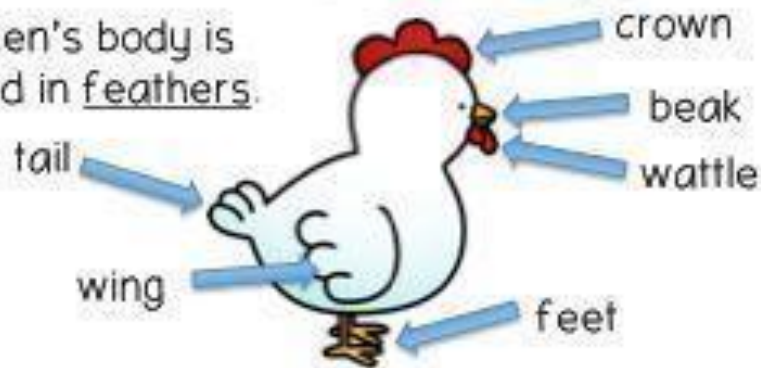
Books about Pigs:




Chicken:

chicken

A chicken's body is covered in feathers.



Chickens like to roost in the chicken coop. In the coop there are nest boxes. The hens lay their eggs in the nest boxes.



A male is called a rooster.



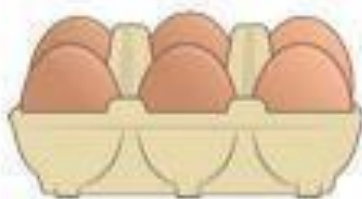
A female is called a hen.



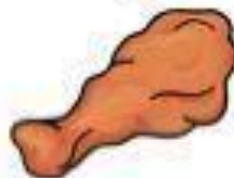
A baby is called a chick.

A group of chickens is called a brood.

Chickens give us eggs and meat.



eggs



chicken drumstick




butter chicken

Chicken coop play



Print and cut out chicken, or use paper plates. Use a box of any size and make a coop. You could place hay, or torn up paper for the chickens nest or a basket. Maybe you could use some popcorn cornels to feed the chickens. What about after the child goes to bed you could place some real eggs in the basket. In the morning, just like on a farm, you could gather the eggs and cook them together for breakfast. Maybe visit a friend that has chickens, or find a YouTube video that shows a farm with a chicken coop. Think of other uses for eggs in the kitchen, like cakes, or cookies and enjoy the time together.





(C) 2010
Kayla's Daily Doodle
<http://kddoodle.com>

Chicken Crafts:





This craft uses coconut glued on the chicken.










Rooster craft could use yellow, red, white brown paint applied with a fork.








Books about Chickens:



Sheep:




Sheep counting



Roll the dice. Pick up that many sheep (cotton balls) with close pin or fingers and place in the sheep pin (cup, bowl or even a paper plate).

Baa Baa Black Sheep



Baa Baa black sheep have you any wool?

Yes sir, Yes sir, three bags full.

One for the master, and one for the dame,

And one for the little boy who lives down the lane.

www.kidzworld.com

Print this page and encourage your child to put black fingerprints on the sheep.

Sheep Shearing Activity

Sheep shearing is the **process** by which the woolen fleece of a **sheep** is cut off. The person who removes the **sheep's** wool is called a shearer. Typically each adult **sheep** is shorn once each year.






Wool, or wool fleece, is traditionally harvested from sheep to be used in **things like clothing and bedding**. Wool has a texture and crimp that makes it easier for the fibers to bind together, making wool a bulkier and more insulating material than other fibers.

I encourage you to watch a YouTube video about sheep shearing.

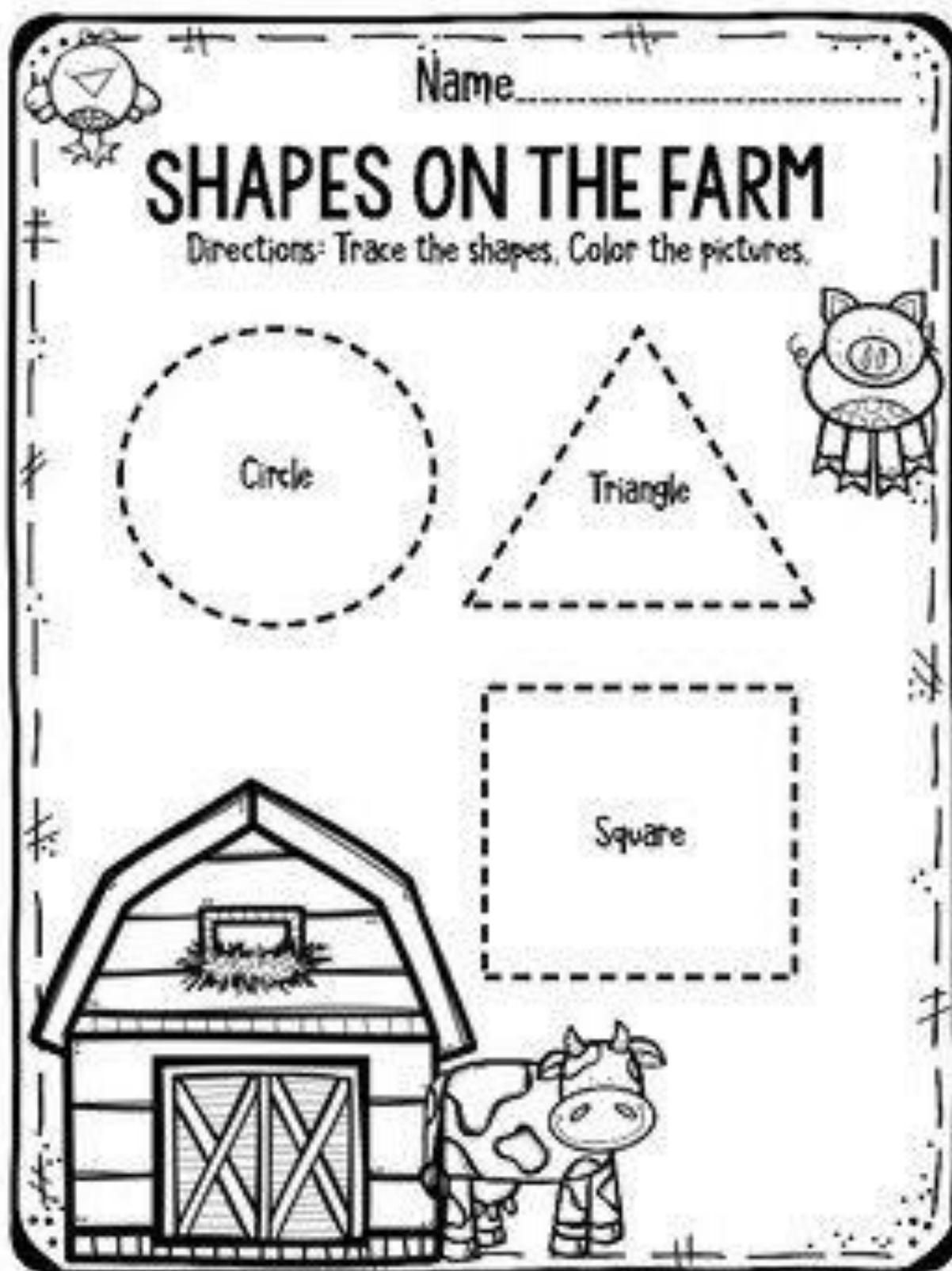


Make a paper plate sheep. Spray some shaving cream foam on the sheep. Now encourage your child to scrape off the wool.

Books about Sheep:



The Farm:



A Pocket Chart Activity

The Big Red Barn

By
Judy Tedards



The Big Red Barn


When the farmer's day is done,
In the barnyard, every one,
The cow says, "MOO!"
The pigeon, "COO!"
The sheep says, "BAA!"
The lamb says, "MAA!"
The hen, "CLUCK, CLUCK!"
"QUACK!" says the duck;
The dog, "BOW-BOW!"
The cat, "MEOW!"
The horse says, "NEIGH!"
I love sweet hay!"
Then the farmer says, "GOODNIGHT!"
And locks the big red barn up tight.

Old MacDonald had a farm

Old MacDonald had a farm (Ee-I-Eee-I-O),
And on that farm he had a **cow** (Ee-I-Eee-I-O),
With a **Moo Moo** here and a **Moo Moo** there,
Here a **Moo** there **Moo** everywhere a **Moo, Moo**.
Old MacDonald had a farm (Ee-I-Eee-I-O)



Old MacDonald had a farm (Ee-I-Eee-I-O),
And on that farm he had **some sheep** (Ee-I-Eee-I-O),
With a **Baa Baa** here and a **Baa Baa** there,
Here a **Baa** there **Baa** everywhere a **Baa, Baa**.
Old MacDonald had a farm (Ee-I-Eee-I-O)



Old MacDonald had a farm (Ee-I-Eee-I-O),
And on that farm he had a **pig** (Ee-I-Eee-I-O),
With a **Oink Oink** here and a **Oink Oink** there,
Here a **Oink** there **Oink** everywhere a **Oink, Oink**.
Old MacDonald had a farm (Ee-I-Eee-I-O)



Old MacDonald had a farm (Ee-I-Eee-I-O),
And on that farm he had **some ducks** (Ee-I-Eee-I-O),
With a **Quack Quack** here and a **Quack Quack** there,
Here a **Quack** there **Quack** everywhere a **Quack, Quack**.
Old MacDonald had a farm (Ee-I-Eee-I-O)



Old MacDonald had a farm (Ee-I-Eee-I-O),
And on that farm he had a **horse** (Ee-I-Eee-I-O),
With a **Neigh Neigh** here and a **Neigh Neigh** there,
Here a **Neigh** there **Neigh** everywhere a **Neigh, Neigh**.
Old MacDonald had a farm (Ee-I-Eee-I-O)



The Farmer's in the Dell

The farmer in the dell.
The farmer in the dell.
Hi-ho, the derry-o,
The farmer in the dell.

The cow takes the dog.
The cow takes the dog.
Hi-ho, the derry-o,
The cow takes the dog.

The farmer takes a wife.
The farmer takes a wife.
Hi-ho, the derry-o,
The farmer takes a wife.

The dog takes the cat.
The dog takes the cat.
Hi-ho, the derry-o,
The dog takes the cat.

The wife takes the child.
The wife takes the child.
Hi-ho, the derry-o,
The wife takes the child.

The cat takes the rat.
The cat takes the rat.
Hi-ho, the derry-o,
The cat takes the rat.

The child takes the nurse.
The child takes the nurse.
Hi-ho, the derry-o,
The child takes the nurse.

The rat takes the cheese.
The rat takes the cheese.
Hi-ho, the derry-o,
The rat takes the cheese.

The nurse takes the cow.
The nurse takes the cow.
Hi-ho, the derry-o,
The nurse takes the cow.

The cheese stands alone.
The cheese stands alone.
Hi-ho, the derry-o,
The cheese stands alone.





COW WALK:
Stand on hands and knees. Walk across the room while shaking your head from side to side and up and down like you are eating grass.



SHEEP CRAWL:
Lie on the floor with your feet and arms tucked up under your body. Inch yourself forward in a slow and steady crawl.



FROG HOP:
Hop like a frog across the room. Hop back again.



HORSE GALLOP:
Stand on your feet. Gallop across the room with one foot leading. Gallop back with the other foot leading.



PIG ROLL:
Lay on the floor and roll like a pig in the mud.



HEN FLAP:
Tuck your hands under your arm to make wings like a hen. Flap your wings as you strut across the room.



GOAT KICK:
Stand on your feet and place your hands on the floor. Walk across the room as you kick out your feet.



DUCK WADDLE:
Place your heels together with your toes apart. Place your hands at your sides as you waddle across the room.



Name _____

Farm Yard Colors

Directions: Use the code to color the picture.



Color the



pink.

Color the



green.

Color the



black.

Color the




red.

Color the



brown.

Color the



orange.

Color the



yellow.

Color the



blue.

Farm Words

barn



silo




tractor



farmer



cow



sheep



chicken



goat



horse



pig



rooster



goose



© Pocketful of Centers

This page could be printed and used for flash cards or print 2 for memory game.

GALLOP like a
HORSE



STOMP like a
COW



ROLL like a
PIG



STRUT like a
ROOSTER



HOP like a
BUNNY



WADDLE like a
DUCK



Farm Animal Counting


How many of each farm animal
can you count below?

Cows

Sheep

Pigs

Horses



Songs, Poems and Fingerplays

Music and Movement

One, Two the Cow Went Moo

(Tune: One, Two Buckle My Shoe)

One, two the cow went moo,
Three, four shut the barn door,
Five, six the kitten does tricks,
Seven, eight the sheep is in the gate,
Nine, ten the pig is in his pen.



Diddle, Diddle Dumpling Farmer Tom

(Tune: Diddle, Diddle Dumpling My Son John)

Diddle, diddle dumpling farmer Tom
Went to the barn with his overalls on,
One boot off, and one boot on,
Diddle, diddle dumpling farmer Tom.

Hickory, Dickory Do

(Tune: Hickory, Dickory Dock)

Hickory, dickory do
The cow in the field went moo
His bell rang twice
And he saw three mice
Hickory, dickory do



Teacher or children ring cow bell.