

# Memory Verse: Luke 2:10-11

<b>But the angel said</b>	<b>to them,</b>	<b>“Do not be afraid.</b>	<b>I bring</b>

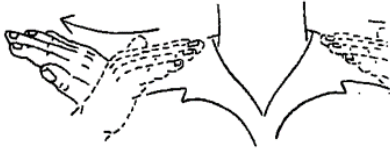
<b>to you</b>	<b>good news</b>	<b>that will cause</b>	<b>great joy</b>

<b>for all</b>	<b>the people.</b>	<b>Today in</b>	<b>the town of David</b>

<b>a Savior</b>	<b>has been born</b>	<b>to you;</b>	<b>he is</b>

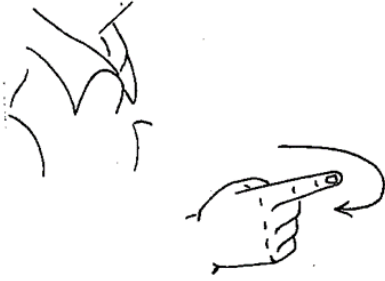
<b>the Messiah,</b>	<b>the Lord.”</b>

**Luke 2:10-11**



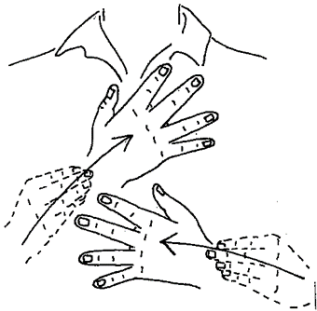
**angel, cherubim, seraphim:**

Place fingertips on shoulders and draw hands away, so the fingertips point away from the body



**they, them, those, these:**

Point the index finger toward the object and move it toward the right. Or direct the upturned hand forward and right.



**afraid, scared, frightened, terrify:**

Hold both "AND" hands in front of the chest, fingers pointing toward each other; then open both hands and move the right hand toward the left and the left hand toward the right, palms facing self.



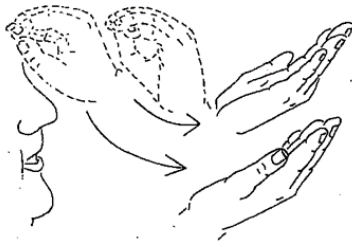
**bring:**

Bring both open hands away from you, palms facing up, one hand behind the other.



**you:**

Point the index finger out.



**inform, information, news, notify:**

Place the "AND" hands at the forehead; move them down and away from you, ending with open palms up.



**cause:**

Place the "A" hands in front of you, thumbs pointing up; throw the hands leftward as they open, palms up and open.



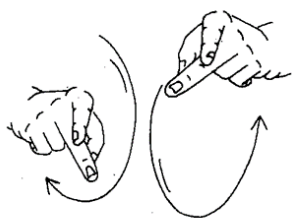
**happy, glad, rejoice, joy:**

The open hands pat the chest several times with a slight upward motion.



**all, whole:**

The left open hand faces the body. Make a circle with the right hand going out and around the left hand, ending with the back of the right hand in the palm of the left.



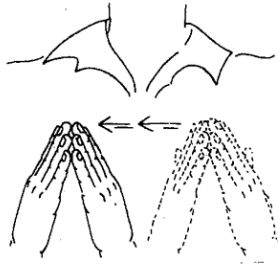
**people:**

Using both "P" hands, circle them alternately toward the center.



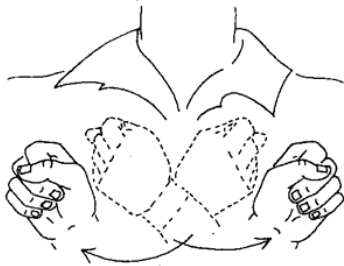
**today:**

Sign "NOW" and "DAY"



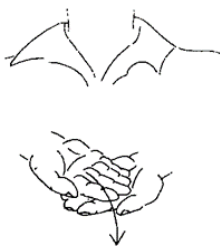
**city, town, village, community:**

Touch the tips of the open hands together as for "HOUSE;" repeat several times, moving to the right.



**salvation, save, savior:**

Cross the wrists with the "S" hands out to the sides, turning them so they are facing forward. Add the "PERSON" ending.



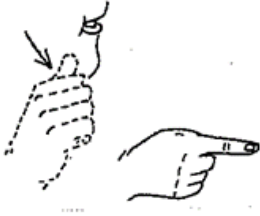
**born, birth, birthday:**

Place the back of the right open hand on the left palm; bring the hands up and forward.



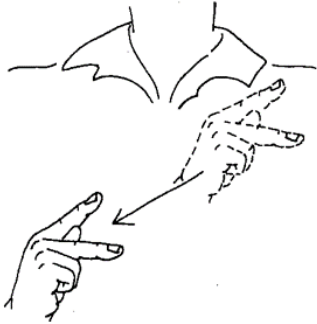
**you:**

Point the index finger out.



**he, him, she, her:**

Sign "MALE" or "FEMALE" and point forward with the index finger.



**king, messiah:**

Place the right "K" against the left shoulder, then against the right wrist.



**lord:**

Place the right "L" at the left shoulder, then on the right waist.

{ Sign Source: Riekehof, Lottie L. *The Joy of Signing: Second Edition*. Springfield, MO: Gospel House, 2001. Print. }