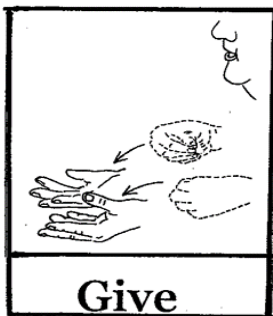



# Memory Verse: Psalm 118:1




Give



thanks




To the Lord




for He



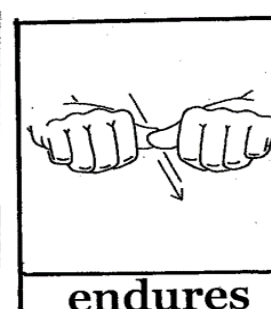
Is good.



His




love



endures

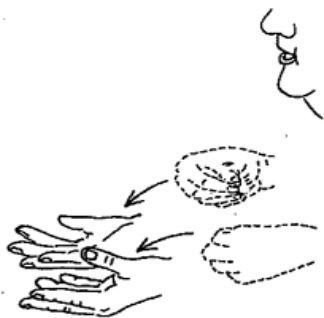
## Psalm 118:1



Forever.

### Give, Distribute:

Both "AND" hands facing down are turned in-up-forward, ending with palms open and facing up. For "DISTRIBUTE" the sign is broadened at the end.



### Thanks:


Place the tips of the open hands against the mouth and throw them forward, similar to throwing a kiss. (May be made with one hand.)





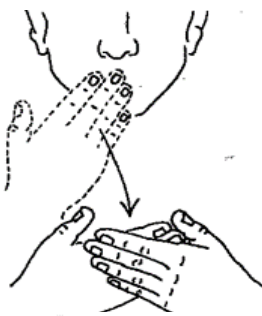
### **Lord:**

Place the right "L" at the left shoulder, then on the right waist



### **He, Him, She, Her:**

Sign "MALE" or "FEMALE" and point forward with the index finger.



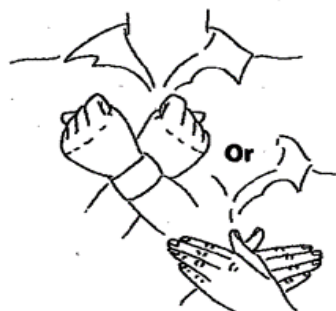
### **Good, Well:**

Touch the lips with the fingers of the right hand and then move the right hand forward placing it palm up in the palm of the left hand.



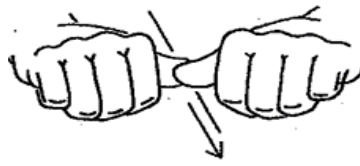
### **His, Her, Hers, Their, Theirs:**

Face the palm out, directing it toward the individuals. (Sometimes the sign for "MALE" or "FEMALE" precedes the sign for clarity.)



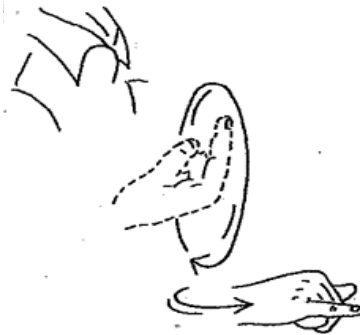
### **Love, Dear:**

The "S" hands are crossed at the wrist and pressed to the heart. (Or use the open hands.)



**Continue, Endure, Lasting, Permanent, Persevere, Keep On:**

Place the thumb of the right "A" on the thumbnail of the left "A" and move both forward.



**Forever, Everlasting, Eternal:**

Sign "ALWAYS" (a circle in front of you) and "STILL" (move the right "Y" hand forward, palm facing down. This sign is used only in a continuing sense.).

{ Sign Source: Riekehof, Lottie L. *The Joy of Signing: Second Edition*. Springfield, MO: Gospel House, 2001. Print. }