

Joseph Forgives His Brothers

1/24/21



Scripture Reference

Genesis 41-42:8

The Point!

God wants us to be kind to others.

Lesson Goals

- ♥ **Identify** how God's plan was to help Joseph's family.
- ♥ **See** that God had a plan for Joseph.
- ♥ **Say** God has a plan for us.

Worship Time:

Memory Verse:

Use the sign language to teach the children the memory verse. **They can learn it!!**



Songs

Sing to the tune of "Mary had a Little Lamb".

Forgiveness Song

Tune: "Mary Had a Little Lamb"

(Adapted from; Wiggly, Giggly Bible Stories from the Old Testament Group Publishing, pg. 28)

Joseph had a coat so glad,
coat so glad, coat so glad.
Joseph had a coat so glad,
It made his brothers mad.

They sold him to those passing by,
passing by, passing by.
They sold him to those passing by
And told their dad a lie.

In Egypt, Joseph did so good,
did so good, did so good.
In Egypt, Joseph did so good.
He took care of the food.

His brothers came to ask for food,
ask for food, ask for food.
His brothers came to ask for food.
They were in a hungry mood.

Joseph could have sent them away,
sent them away, sent them away.
Joseph could have sent them away,
But instead he said, "Please stay."

He forgave them for how bad they'd been,
bad they'd been, bad they'd been.
He forgave them for how bad they'd been,
And they were a family again!

Opening Prayer:

Lord,
Thank You for loving us.
Thank You for always keeping Your promises.
We love You. In Jesus name we pray, amen.

Lesson Introduction Activity:

Egyptian Grain

Do: Gather some oatmeal and other grain. Allow family to interact with the oatmeal and cups.

Talk About:

- Did you know this comes from a plant that grows? It is a grain.
- Joseph helped Egypt to save as much grain as possible so they could make food from it later.

Bible Story: Read the story from The Read With Me Bible.

Joseph's Brothers Go to Egypt

Read With Me Bible

Pages 87-92

People were very hungry all over the world. Jacob found out that there was grain in Egypt. He said to his sons, "There's grain in Egypt. Go there. Buy some. Then we'll live and not die." So ten of Joseph's brothers went to Egypt. Joseph was the governor of the land. He sold grain to the people. When Joseph's brothers arrived, they bowed down to him. As soon as Joseph saw his brothers, he recognized them. But he pretended to be a stranger. He spoke to them in a mean way. He said to them, "You are spies!" "No!" they answered. "We've come to buy food. We're honest men. We aren't spies!" Joseph couldn't control himself anymore. He cried out, "I am Joseph! Is my father still alive?" But his brothers weren't able to answer him. They were too afraid of him. Joseph said to his brothers, "Come close to me. I am your brother Joseph. I'm the one you sold into Egypt. Don't be angry with yourselves because you sold me here. God sent me ahead of you to save many lives." So Joseph settled his father and his brothers in Egypt. He gave them property in the best part of the land.

Questions:

- Why did Joseph's brothers go to Egypt? (to buy grain)
- What did Joseph do to see if his brothers were still mean and angry? (He put a silver cup in Benjamin's bag.)
- Had Joseph's brothers changed? (yes)
- Why did Joseph help his family? (because he loved them and God used him to help his family)

Application:

- God wants us to love each other.
- God wants us to be kind to one another.
- God wants us to forgive those who have been mean to us.
- When we ask Him, God forgives us for being mean to others.

Closing Prayer/Echo Prayer: Instruct the children to repeat the words after you.

Heavenly Father;

Thank You for taking care of us.

Thank You for helping us.


Help us to be kind to one another.

Amen!

Craft Activity:

Forgiveness Card

Have children color their card. When they have finished coloring, help them fold and glue the card to a craft stick. Talk with about what it means to forgive.



Bible Activity:




Store up the Food!

Gather: Pretend food items or some real food items, buckets (or bags).

Do: Have food items in one bucket at one end of the room. Family members can take turns carrying food to store in the other bucket at the other end of the room.

When all food is stored, have children take turns taking some food and giving it to another child.

Talk about: God put Joseph in a place he could keep food safe for his family when they needed it. Then, he gave it to them even though they had been mean to him. I am so glad God teaches us to be kind to others!!



Joseph helps his family.

Genesis 42—45



Joseph helps his family.

Genesis 42—45

There was no rain and no food growing in the land where Joseph's brothers and their father, Jacob, lived. Soon they would have no food to eat. Jacob heard that there was grain in Egypt. Jacob told 10 of his sons to go there and buy grain.

In Egypt the brothers went straight to the man in charge of selling grain. This man wore Egyptian clothes and spoke the Egyptian language. The brothers did not know that this man was really their brother Joseph!

Joseph was surprised to see his brothers! But he didn't tell his brothers who he was.

The brothers bowed down to Joseph and told him they wanted to buy grain. Joseph sold them the grain. But he didn't tell them who he was. The brothers loaded the sacks of grain on their donkeys and left for home.

Soon Jacob's family had used all the grain. Jacob told them they would have to go back to Egypt to buy more. This time they took their younger brother, Benjamin, with them, too.

When Joseph's brothers came to see Joseph again, he surprised them! He invited them to dinner with him. As they were talking, he said, "I am your brother Joseph!" At first, the brothers were afraid. They remembered the mean things they had done to Joseph! But Joseph hugged each of them. He forgave them! They were amazed that this was Joseph and he was still alive!

"Take plenty of grain home," Joseph said. "Come here to live, where there is food! Bring our father and all your families back with you." And that is what they did! Joseph's brothers were glad Joseph loved and forgave them.

Faith @ Home

Joseph Forgives His Brothers

SCRIPTURE REFERENCE:

Genesis 41-45

Prayer Time

PRAYER WITH YOUR CHILD

Dear God,

Thank you for all the good things You give us.

Thank you for our snack!

Teach us how to be kind to each other.

In Jesus' name, Amen

PRAYER FOR YOUR CHILD

Lord, I pray that (child's name) will never harbor resentment, bitterness, anger, or unforgiveness toward anyone. May (child's name) live in the fullness of Your forgiveness for him/her and the freedom of forgiveness toward others.

Mk. 11:25

Things to talk about:

- Who are some people we love?
- When might people make us sad or angry?

Family Devotion

Forgiveness

Adapted from; GOD Prints Family Funstuff Bible Stories

Preparation List;

Get a video device, plain paper, markers or crayons, large zip-top bag, stapler.

Make a family storybook about forgiveness by recording the story & drawing pictures to go with it. After everyone records a story, listen to it, let your children draw pictures of what's happening & then make a book to go with the stories. Let each family member record a situation that requires forgiveness, such as borrowing something without asking, breaking a rule, or hurting someone's feelings. Add suggestions for ways to forgive in each situation. After recording the stories & creating the illustrations, staple the book together & store it with the tape in a zip-top bag. You can make other videos with themes such as prayer or friendship or prayers .

Family Fun Time

Forgiveness Snack

Set out unwashed carrots, potatoes, celery stalks, and a pan of clean, cold water. Enlist your child's/children's help in washing and cleaning the vegetables in the water. Afterward point out how dirty the water is. Read aloud I John 1:9. Discuss how God's forgiveness makes us clean like the water made the vegetables clean. Set out dip and cut up carrots and celery for everyone to enjoy.